

Girl

8

A Thin Mint a day keeps the crabbiness away. Keep up your cookie regimen until your stash runs dry.

Find a more secure hiding location for your Thin Mints. Someone is definitely on to you.

2

non pub

3

Don't eat the cookies on your co-worker's desk. She has an exact count of how many are left.

There's a special merit badge for eating a box of Samoas in one sitting (even for adults).

You're going to lose a friend over a "who-ate-the-last" cookie argument. It's unavoidable.

Unless you want to get sick, don't eat the cookies in your mom's freezer. They may be older than you are.

Did you forget the peanut butter ones? We sense there may be knock-offs at Trader Joe's.

Snobs

9

5

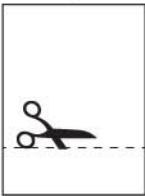
cookies

4

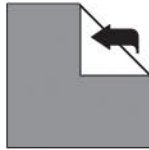
Top Secret Cootie Catcher Assembly Instructions



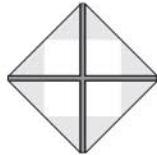
Step 1: Print this PDF onto any ordinary sheet of 8 1/2 x 11 inch paper.



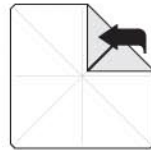
Step 2: Trim the paper on dotted line as indicated (failure to do so may interfere with this device's fortune-telling abilities).



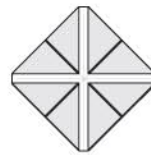
Step 3: With the text side facing down, fold up all four corners of the Cootie Catcher.



Step 4: Does it look like this? If not, go back to step one and start over. We're beginning to doubt your future career prospects in the origami field.



Step 5: Flip the paper over and fold up all four corners again.



Step 6: Does your Cootie Catcher look like this? No? Shame on you, my six-year-old niece could do better. Go back to Step 1 and start over.



Step 7: Fold in half as shown. Remind yourself that this process is, indeed, top secret.



Step 8: Place your fingers under the four paper flaps and work the device back and forth to form creases. Commence amusing your friends.