

Rainbows

1

If you're wearing pink, it means you have more than one best friend.

Beware! Someone's brother might crash this slumber party with water balloons.

2

Elephants

3

There's going to be a pillow fight later, and you're going to lose.

Next week at school, someone is going to give you a friendship bracelet at recess.

You're going to stay up later than anyone else at this party. The most popular boy in school has a crush on you.

4

Unicorns

5

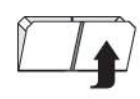
Unicorns are social creatures and it's not easy to be a unicorn. You're really good at math.

If you're really good at math, you're going to be a unicorn.

6

Spiders

7




Step 7: Fold in half as shown. Remind yourself that this process is, indeed, top secret.

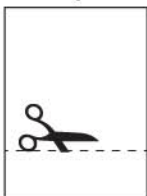


Step 8: Place your fingers under the four paper flaps and work the device back and forth to form creases. Commence amusing your friends.

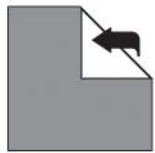
Top Secret Cootie Catcher Assembly Instructions



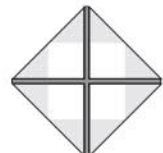
Step 1: Print this PDF onto any ordinary sheet of 8 1/2 x 11 inch paper.



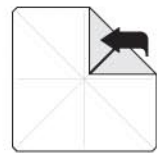
Step 2: Trim the paper on dotted line as indicated (failure to do so may interfere with this device's fortune-telling abilities).



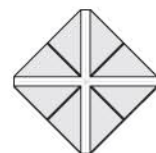
Step 3: With the text side facing down, fold up all four corners of the Cootie Catcher.



Step 4: Does it look like this? If not, go back to step one and start over. We're beginning to doubt your future career prospects in the origami field.



Step 5: Flip the paper over and fold up all four corners again.



Step 6: Does your Cootie Catcher look like this? No? Shame on you, my six-year-old niece could do better. Go back to Step 1 and start over.