

Daisy

1

You're going to earn so many awards that you're going to run out of room on your sash.

2

There's an overnight camping trip in your future. Are you afraid of the dark?

Cadet

3

If you can say the Girl Scout Promise from memory, you're going to be a troop leader when you grow up.

8

You're going to do something nice for someone close to you really soon.

Someone in your troop is going to be famous one day.

You're best friends with at least two other girls in your troop.

7

Brownie

6

Eventually, you'll go on a canoe trip and one of you is going to fall in the water.

You have a lot of courage, and you're ready for almost any challenge.

4

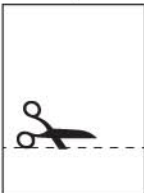
Junior

5

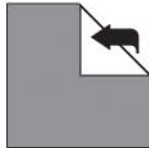
Top Secret Cootie Catcher Assembly Instructions



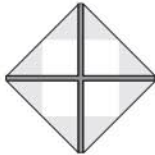
Step 1: Print this PDF onto any ordinary sheet of 8 1/2 x 11 inch paper.



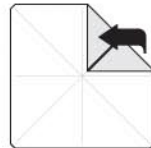
Step 2: Trim the paper on dotted line as indicated (failure to do so may interfere with this device's fortune-telling abilities).



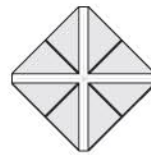
Step 3: With the text side facing down, fold up all four corners of the Cootie Catcher.



Step 4: Does it look like this? If not, go back to step one and start over. We're beginning to doubt your future career prospects in the origami field.



Step 5: Flip the paper over and fold up all four corners again.



Step 6: Does your Cootie Catcher look like this? No? Shame on you, my six-year-old niece could do better. Go back to Step 1 and start over.



Step 7: Fold in half as shown. Remind yourself that this process is, indeed, top secret.



Step 8: Place your fingers under the four paper flaps and work the device back and forth to form creases. Commence amusing your friends.