

Fortunes

Writers

Procrastination isn't going to help you finish your novel but drinking might.

8

That person who left a rude comment on your blog? One day he's going to be struck by lightning.

2

We see a six-figure book deal in your future.

3

It's not your imagination. Time does speed up when you're on deadline. And the blank page is quietly mocking you.

7

Someday a rich eccentric will fund your personal writing, but only if you read bed time stories to his dogs every night.

4

The next time a client says "the check is in the mail" ask him to take a lie detector test.

FOR


9

We're pretty memoir sure the gets Word Count rejected 16 on your times, but a computer chapter runs its light in your favorite words or so.

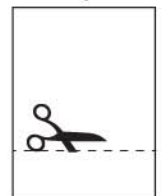
5

Working

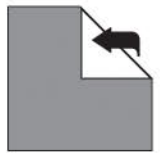
Top Secret Cootie Catcher Assembly Instructions



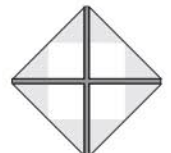
Step 1: Print this PDF onto any ordinary sheet of 8 1/2 x 11 inch paper.



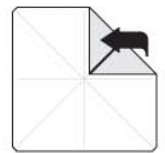
Step 2: Trim the paper on dotted line as indicated (failure to do so may interfere with this device's fortune-telling abilities).



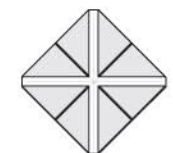
Step 3: With the text side facing down, fold up all four corners of the Cootie Catcher.



Step 4: Does it look like this? If not, go back to step one and start over. We're beginning to doubt your future career prospects in the origami field.



Step 5: Flip the paper over and fold up all four corners again.



Step 6: Does your Cootie Catcher look like this? No? Shame on you, my six-year-old niece could do better. Go back to Step 1 and start over.



Step 7: Fold in half as shown. Remind yourself that this process is, indeed, top secret.



Step 8: Place your fingers under the four paper flaps and work the device back and forth to form creases. Commence amusing your friends.