

Will

8

You have a mid-life crisis at 45, sell everything you own, take odd jobs and live in semi-retirement.

Hmm you'd better dial back the online shopping and start actually opening your retirement statements.

How can we put this delicately? You'll be living with a distant cousin and eating a lot of Ramen.

You retire for two weeks, but you're so bored that you take a job as a junior high lunch room monitor.

2

Retiree?

3

At 65. But all summer long you freak out kids at the local pool with your too-revealing swim wear.

You start a website about two-headed albino cats, sell it for millions and retire at 50.

7

Sadly, no. You drop dead at 80 while shouting at a co-worker about dirty dishes in the office kitchen.

Not until 75, but you make up for lost time by couch-surfing around the globe.

4

NOY

6

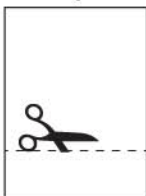
5

Ever

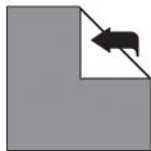
Top Secret Cootie Catcher Assembly Instructions



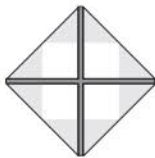
Step 1: Print this PDF onto any ordinary sheet of 8 1/2 x 11 inch paper.



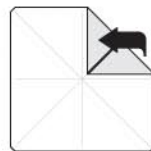
Step 2: Trim the paper on dotted line as indicated (failure to do so may interfere with this device's fortune-telling abilities).



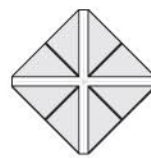
Step 3: With the text side facing down, fold up all four corners of the Cootie Catcher.



Step 4: Does it look like this? If not, go back to step one and start over. We're beginning to doubt your future career prospects in the origami field.



Step 5: Flip the paper over and fold up all four corners again.



Step 6: Does your Cootie Catcher look like this? No? Shame on you, my six-year-old niece could do better. Go back to Step 1 and start over.



Step 7: Fold in half as shown. Remind yourself that this process is, indeed, top secret.



Step 8: Place your fingers under the four paper flaps and work the device back and forth to form creases. Commence amusing your friends.