

11111111

1

Not until your boss keels over at her desk.

We're sensing you'll have to switch jobs for that to happen.

2

Promoted?

8

Yes, it's a done deal. Better title. Bigger paycheck. More meetings.

3

You'll get a new title, but they'll totally chintz out on the raise.

It's a definite go -- with a nice raise. We're just not sure when.

. Only if you start to do some serious ass kissing.

7

no3

Yep. It could go either way. Have you been phoning it in lately.

4

Get

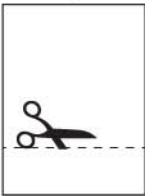
5

6

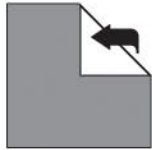
Top Secret Cootie Catcher Assembly Instructions



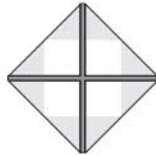
Step 1: Print this PDF onto any ordinary sheet of 8 1/2 x 11 inch paper.



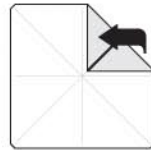
Step 2: Trim the paper on dotted line as indicated (failure to do so may interfere with this device's fortune-telling abilities).



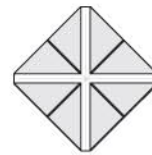
Step 3: With the text side facing down, fold up all four corners of the Cootie Catcher.



Step 4: Does it look like this? If not, go back to step one and start over. We're beginning to doubt your future career prospects in the origami field.



Step 5: Flip the paper over and fold up all four corners again.



Step 6: Does your Cootie Catcher look like this? No? Shame on you, my six-year-old niece could do better. Go back to Step 1 and start over.



Step 7: Fold in half as shown. Remind yourself that this process is, indeed, top secret.



Step 8: Place your fingers under the four paper flaps and work the device back and forth to form creases. Commence amusing your friends.