

We

1

It's not you.  
It's this cootie catcher.  
It told me to break up with you.

2

Well, I already cropped you out of the photo I'm using for my new online dating profile.

Photo

8

Two words:  
The end.  
It's over.  
I'm single.  
You're single.  
Game over.

3

I'd like to be able to tell people who hit on me that I'm single without lying.

Rebound relationships can be really hot. We hope you find someone to have one with soon.

I'm setting you free, so you can apply for the next season of The Bachelor or The Bachelorette.

7

This Look isn't a romantic comedy where break-up might inspire you to write a poem, out in the end. This is just song or novel. the end.

4

Prize

6


5

Prize

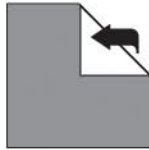
Top Secret Cootie Catcher Assembly Instructions



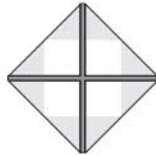
**Step 1:** Print this PDF onto any ordinary sheet of 8 1/2 x 11 inch paper.



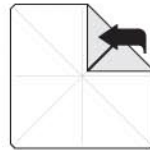
**Step 2:** Trim the paper on dotted line as indicated (failure to do so may interfere with this device's fortune-telling abilities).



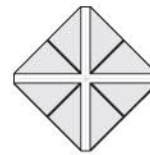
**Step 3:** With the text side facing down, fold up all four corners of the Cootie Catcher.



**Step 4:** Does it look like this? If not, go back to step one and start over. We're beginning to doubt your future career prospects in the origami field.



**Step 5:** Flip the paper over and fold up all four corners again.



**Step 6:** Does your Cootie Catcher look like this? No? Shame on you, my six-year-old niece could do better. Go back to Step 1 and start over.



**Step 7:** Fold in half as shown. Remind yourself that this process is, indeed, top secret.



**Step 8:** Place your fingers under the four paper flaps and work the device back and forth to form creases. Commence amusing your friends.