

1111

1

Yikes!
What were
you thinking?
Your boss is
really pissed
It doesn't
look good.

2

No
way.
There's a
lot of dead
weight to cut
loose before
anyone thinks
pf firing
you.

Friends?

3

Hmm.
Did you
try apologizing?
And bringing in
donuts? It might
help your
cause.

8

It's
more likely
than not.
Start looking
for ways to make
yourself loved
and indispensable.

Nope.
Stop
letting
anxiety and
office gossip
get the best
of you.

7

No
Upper
management
boss look like
wants to
a rock star.
Even if you do
ruffle feathers
and one other
sometimes.
person.

4

Yes.
Do
yourself a
favor and try
not to make a
scene when
you leave. You'll
get a better
gig.

no3

6


5

Get

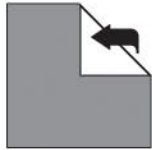
Top Secret Cootie Catcher Assembly Instructions



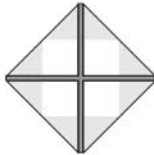
Step 1: Print this PDF onto any ordinary sheet of 8 1/2 x 11 inch paper.



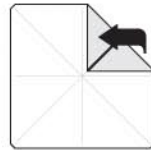
Step 2: Trim the paper on dotted line as indicated (failure to do so may interfere with this device's fortune-telling abilities).



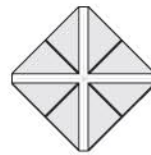
Step 3: With the text side facing down, fold up all four corners of the Cootie Catcher.



Step 4: Does it look like this? If not, go back to step one and start over. We're beginning to doubt your future career prospects in the origami field.



Step 5: Flip the paper over and fold up all four corners again.



Step 6: Does your Cootie Catcher look like this? No? Shame on you, my six-year-old niece could do better. Go back to Step 1 and start over.



Step 7: Fold in half as shown. Remind yourself that this process is, indeed, top secret.



Step 8: Place your fingers under the four paper flaps and work the device back and forth to form creases. Commence amusing your friends.