

Flings

1

It's too early to tell. Give it three more weeks and consult this cootie catcher again.

2

Come on. Is this really someone you want to introduce to mom and dad?

Material's

3

This one may lead to a mushy declaration of LOVE and a real relationship

8

It may be time to work up the nerve for the exclusivity talk already.

Your friends may stage a revolt if you take this one beyond the fling stage.

You'll know when all the crazy pheromones wear off. It may take a couple months.

7

Fifty-Don't you think there's a fatal flaw on that whole love, marriage, that you've baby carriage been ignoring? path.

4

Relationship

5


6

9

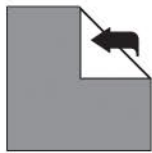
Top Secret Cootie Catcher Assembly Instructions



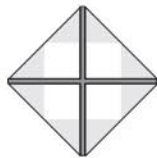
Step 1: Print this PDF onto any ordinary sheet of 8 1/2 x 11 inch paper.



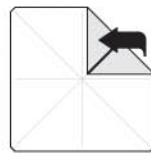
Step 2: Trim the paper on dotted line as indicated (failure to do so may interfere with this device's fortune-telling abilities).



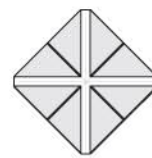
Step 3: With the text side facing down, fold up all four corners of the Cootie Catcher.



Step 4: Does it look like this? If not, go back to step one and start over. We're beginning to doubt your future career prospects in the origami field.



Step 5: Flip the paper over and fold up all four corners again.



Step 6: Does your Cootie Catcher look like this? No? Shame on you, my six-year-old niece could do better. Go back to Step 1 and start over.



Step 7: Fold in half as shown. Remind yourself that this process is, indeed, top secret.



Step 8: Place your fingers under the four paper flaps and work the device back and forth to form creases. Commence amusing your friends.