

Will

1

Nope. Drop this get rich quick scheme before it bankrupts you.

2

Maybe. But it's going to take a lot of time and hard work.

Money?

3

Just enough to buy your favorite folks beer and pizza.

8

You'll make so much money that you may have to go into hiding.

More than if you delivered newspapers. Less than if you were president.

You might want to re-think your plan before you start bouncing checks.

7

You

A steady trickle. You might make more money with a fast-food job.

Tons. It's going to be better than winning the lottery.


4

make

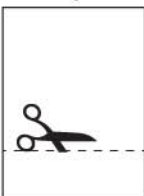
5

9

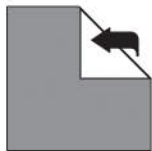
Top Secret Cootie Catcher Assembly Instructions



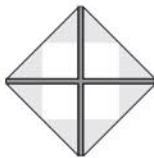
Step 1: Print this PDF onto any ordinary sheet of 8 1/2 x 11 inch paper.



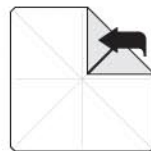
Step 2: Trim the paper on dotted line as indicated (failure to do so may interfere with this device's fortune-telling abilities).



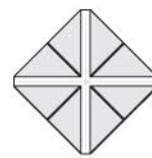
Step 3: With the text side facing down, fold up all four corners of the Cootie Catcher.



Step 4: Does it look like this? If not, go back to step one and start over. We're beginning to doubt your future career prospects in the origami field.



Step 5: Flip the paper over and fold up all four corners again.



Step 6: Does your Cootie Catcher look like this? No? Shame on you, my six-year-old niece could do better. Go back to Step 1 and start over.



Step 7: Fold in half as shown. Remind yourself that this process is, indeed, top secret.



Step 8: Place your fingers under the four paper flaps and work the device back and forth to form creases. Commence amusing your friends.