

ITIM

1

Jack
pot.You
stay on
the New
York Times
bestseller
list for
2 years.

2

This
one
doesn't
sell, but
if you
write another
one,you'll
find a
publisher.

SELLS

3

Hmm.
Maybe you
better
give it one
more revise
before
you send
it out.

8

You
get a
six-figure
advance
and land a
spot on
the Today
show.

You'll
sell
just
enough
copies to
get a second
book deal.
Keep
writing.

There's
no short
cut for
paying your
dues. It
just isn't
your time
yet.

4

Yep.
You sign
with your
dream agent.
Then a
bidding
war breaks
out

We're
sensing
you just
haven't
found the
right genre
yet. Keep
trying.

7

YOUR

6


5

novel

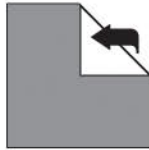
Top Secret Cootie Catcher Assembly Instructions



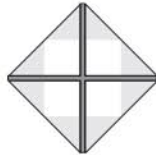
Step 1: Print this PDF onto any ordinary sheet of 8 1/2 x 11 inch paper.



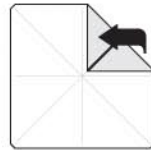
Step 2: Trim the paper on dotted line as indicated (failure to do so may interfere with this device's fortune-telling abilities).



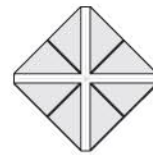
Step 3: With the text side facing down, fold up all four corners of the Cootie Catcher.



Step 4: Does it look like this? If not, go back to step one and start over. We're beginning to doubt your future career prospects in the origami field.



Step 5: Flip the paper over and fold up all four corners again.



Step 6: Does your Cootie Catcher look like this? No? Shame on you, my six-year-old niece could do better. Go back to Step 1 and start over.



Step 7: Fold in half as shown. Remind yourself that this process is, indeed, top secret.



Step 8: Place your fingers under the four paper flaps and work the device back and forth to form creases. Commence amusing your friends.