

So

1

Think of it as your 20s with more money and better taste in the opposite sex.

2

Hey, you're still a baby in the big scheme of things. Look at Betty White.

30!

8

In case your hearing is starting to fail, we asked your friends to sing "Happy Birthday" even louder.

3

Don't look too close in the mirror and you won't even see the fine lines.

You're just coming into your own. This is going to be your best decade yet.

C'mon. It's your birthday. Cake. Ice cream. Someone is even going to buy you a drink.

7

you're

Don't worry. You won't start complaining about "kids these days" for a few more years.

So you didn't make any 30 lists. There's still 40 under 40.

4

turning

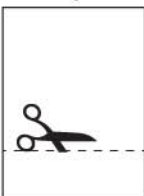
5

6

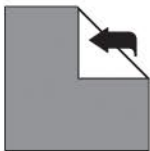
Top Secret Cootie Catcher Assembly Instructions



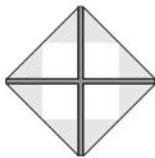
Step 1: Print this PDF onto any ordinary sheet of 8 1/2 x 11 inch paper.



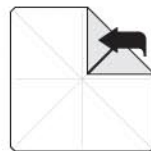
Step 2: Trim the paper on dotted line as indicated (failure to do so may interfere with this device's fortune-telling abilities).



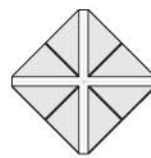
Step 3: With the text side facing down, fold up all four corners of the Cootie Catcher.



Step 4: Does it look like this? If not, go back to step one and start over. We're beginning to doubt your future career prospects in the origami field.



Step 5: Flip the paper over and fold up all four corners again.



Step 6: Does your Cootie Catcher look like this? No? Shame on you, my six-year-old niece could do better. Go back to Step 1 and start over.



Step 7: Fold in half as shown. Remind yourself that this process is, indeed, top secret.



Step 8: Place your fingers under the four paper flaps and work the device back and forth to form creases. Commence amusing your friends.