

Should

1

Well, if you're consulting a cootie catcher, there must be a serious problem.

You need a heart-to-heart with your best friend to sort stuff out.

Divorced!

2

3

We're really bad at the love thing. Have you tried counseling?

We're not sure, but we're sending you hugs and good wishes.

4

Our best advice: Listen to your gut, and don't make any rash decisions. Maybe you should reconsider.

Yes! Did that make you sad to read? Listen to your gut, and don't make any rash decisions.

Get

5

6

Not

7

Watching Real Housewives might make you feel better about your marriage.

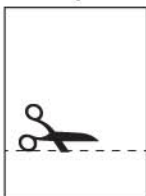
You need a solo weekend getaway to sort out your feelings in private.

8

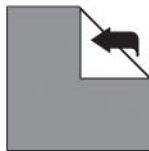
Top Secret Cootie Catcher Assembly Instructions



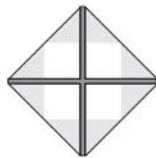
**Step 1:** Print this PDF onto any ordinary sheet of 8 1/2 x 11 inch paper.



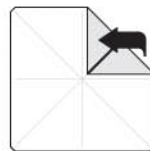
**Step 2:** Trim the paper on dotted line as indicated (failure to do so may interfere with this device's fortune-telling abilities).



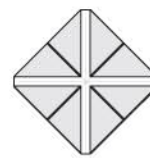
**Step 3:** With the text side facing down, fold up all four corners of the Cootie Catcher.



**Step 4:** Does it look like this? If not, go back to step one and start over. We're beginning to doubt your future career prospects in the origami field.



**Step 5:** Flip the paper over and fold up all four corners again.



**Step 6:** Does your Cootie Catcher look like this? No? Shame on you, my six-year-old niece could do better. Go back to Step 1 and start over.



**Step 7:** Fold in half as shown. Remind yourself that this process is, indeed, top secret.



**Step 8:** Place your fingers under the four paper flaps and work the device back and forth to form creases. Commence amusing your friends.