

Your

1
You eat an entire funnel cake then feel sick for three hours.

2
The car you pick wins the demolition derby. Score!

Fate

3
You chicken out at the top of the super slide and walk back down the stairs.

4
You get your picture taken with a life-size butter cow. So cool.

5
One of the agricultural In the barn, a goat bites your hand and draws blood.

State

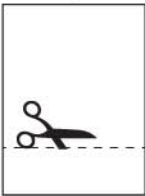
6
After hitting three balloons with darts, you win a giant stuffed dog.

7
You knock a prize-winning pumpkin off a table and it smashes.

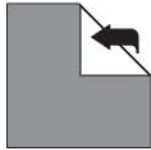
Top Secret Cootie Catcher Assembly Instructions



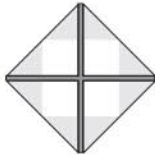
Step 1: Print this PDF onto any ordinary sheet of 8 1/2 x 11 inch paper.



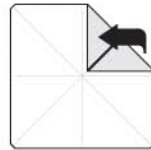
Step 2: Trim the paper on dotted line as indicated (failure to do so may interfere with this device's fortune-telling abilities).



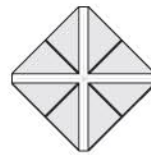
Step 3: With the text side facing down, fold up all four corners of the Cootie Catcher.



Step 4: Does it look like this? If not, go back to step one and start over. We're beginning to doubt your future career prospects in the origami field.



Step 5: Flip the paper over and fold up all four corners again.



Step 6: Does your Cootie Catcher look like this? No? Shame on you, my six-year-old niece could do better. Go back to Step 1 and start over.



Step 7: Fold in half as shown. Remind yourself that this process is, indeed, top secret.



Step 8: Place your fingers under the four paper flaps and work the device back and forth to form creases. Commence amusing your friends.