

Are

You're border line. A purse dog would definitely push you over the edge.

Sigh. We can smell the snobbery all the way over here. Lay off the perfume.

ious

No, you've been to Denny's-esque restaurants too many times.

Darling, your shoes and hair are all wrong to be a snob.

The pearls make you look dowdy not snobby. Try again.

You're an amateur. Try 20% more diamonds; 40% more condescension.


If you "summer" anywhere You're a hopeless snob and constantly deny it. Remember that time you thought about a nose job? It's a sign.

non

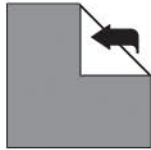
Top Secret Cootie Catcher Assembly Instructions



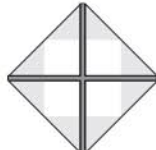
Step 1: Print this PDF onto any ordinary sheet of 8 1/2 x 11 inch paper.



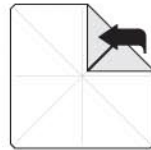
Step 2: Trim the paper on dotted line as indicated (failure to do so may interfere with this device's fortune-telling abilities).



Step 3: With the text side facing down, fold up all four corners of the Cootie Catcher.



Step 4: Does it look like this? If not, go back to step one and start over. We're beginning to doubt your future career prospects in the origami field.



Step 5: Flip the paper over and fold up all four corners again.



Step 6: Does your Cootie Catcher look like this? No? Shame on you, my six-year-old niece could do better. Go back to Step 1 and start over.



Step 7: Fold in half as shown. Remind yourself that this process is, indeed, top secret.



Step 8: Place your fingers under the four paper flaps and work the device back and forth to form creases. Commence amusing your friends.