

1

2

3

4

5

6

7

8

9

10

Worse
Your boss
reads your
email.

Nope.
Your boss
is too busy
nursing
a hangover.

Yep.
Nothing
gets by
your boss.

Sorta.
You can
slack off
a little.

Like
a hawk.
Get off
Facebook.
Depends
on his
mood.
Tread
carefully.

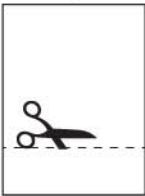
Nah.
Why
don't you
sneak out
early?
Not
your
boss.
The office
tattle tale.

11

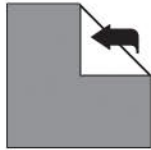
Top Secret Cootie Catcher Assembly Instructions



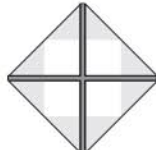
Step 1: Print this PDF onto any ordinary sheet of 8 1/2 x 11 inch paper.



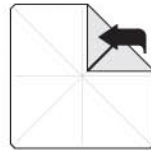
Step 2: Trim the paper on dotted line as indicated (failure to do so may interfere with this device's fortune-telling abilities).



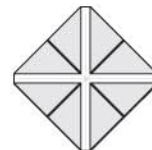
Step 3: With the text side facing down, fold up all four corners of the Cootie Catcher.



Step 4: Does it look like this? If not, go back to step one and start over. We're beginning to doubt your future career prospects in the origami field.



Step 5: Flip the paper over and fold up all four corners again.



Step 6: Does your Cootie Catcher look like this? No? Shame on you, my six-year-old niece could do better. Go back to Step 1 and start over.



Step 7: Fold in half as shown. Remind yourself that this process is, indeed, top secret.



Step 8: Place your fingers under the four paper flaps and work the device back and forth to form creases. Commence amusing your friends.