

Eyeballs

7

There's a ghost who lives at your school.

You'll cross paths with a spooky black cat soon.

2

Skulls

3

Watch out! Someone will try to steal your Halloween candy. One of the houses in your neighborhood is haunted.

8

You have the scariest Halloween costume of all your friends. You're going to dream about skulls and mummies.

1

Beware of fake eyeballs and rubber spiders. One of the witches you see while trick or treating might be real.

4

Spiders

6

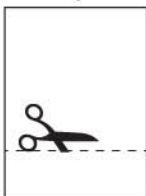
Bats

5

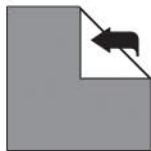
Top Secret Cootie Catcher Assembly Instructions



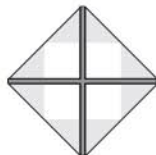
Step 1: Print this PDF onto any ordinary sheet of 8 1/2 x 11 inch paper.



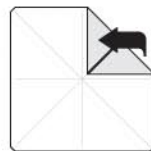
Step 2: Trim the paper on dotted line as indicated (failure to do so may interfere with this device's fortune-telling abilities).



Step 3: With the text side facing down, fold up all four corners of the Cootie Catcher.



Step 4: Does it look like this? If not, go back to step one and start over. We're beginning to doubt your future career prospects in the origami field.



Step 5: Flip the paper over and fold up all four corners again.



Step 6: Does your Cootie Catcher look like this? No? Shame on you, my six-year-old niece could do better. Go back to Step 1 and start over.



Step 7: Fold in half as shown. Remind yourself that this process is, indeed, top secret.



Step 8: Place your fingers under the four paper flaps and work the device back and forth to form creases. Commence amusing your friends.