

What's

1

Just ease up on the junk food, OK?.

2

You look pretty bad. Maybe it's time to go to the doctor.

How

3

It might be scabies or fleas.

Hmm. Either the flu or food poisoning.

8

It could be the worst. Or not.

You just have a bad attitude.

7

Wrong

4

Eww. It might be a tape worm.


Nothing. You're whining about nothing.

With

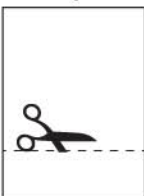
5

6

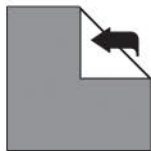
Top Secret Cootie Catcher Assembly Instructions



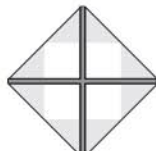
**Step 1:** Print this PDF onto any ordinary sheet of 8 1/2 x 11 inch paper.



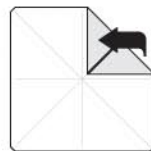
**Step 2:** Trim the paper on dotted line as indicated (failure to do so may interfere with this device's fortune-telling abilities).



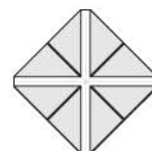
**Step 3:** With the text side facing down, fold up all four corners of the Cootie Catcher.



**Step 4:** Does it look like this? If not, go back to step one and start over. We're beginning to doubt your future career prospects in the origami field.



**Step 5:** Flip the paper over and fold up all four corners again.



**Step 6:** Does your Cootie Catcher look like this? No? Shame on you, my six-year-old niece could do better. Go back to Step 1 and start over.



**Step 7:** Fold in half as shown. Remind yourself that this process is, indeed, top secret.



**Step 8:** Place your fingers under the four paper flaps and work the device back and forth to form creases. Commence amusing your friends.