

Bangs

1

Definitely bangs. Just keep them long.

2

Lucky you. You great both ways.

bangs

3

No bangs. You're too lazy to get them trimmed.

Bangs. Your forehead needs them.

8

Bangs. But only if you swear to never trim them yourself.

No bangs. You'll spend all your time fighting cow licks.

7

Don't change your hair because you're bored. Stick with what works.

A few wispy bangs would look awesome.

4

10

9

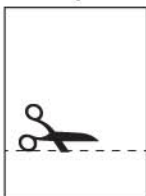
5

11

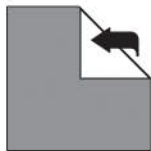
Top Secret Cootie Catcher Assembly Instructions



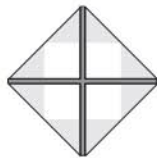
Step 1: Print this PDF onto any ordinary sheet of 8 1/2 x 11 inch paper.



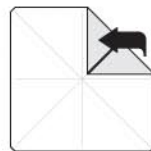
Step 2: Trim the paper on dotted line as indicated (failure to do so may interfere with this device's fortune-telling abilities).



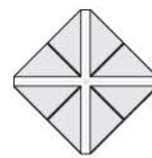
Step 3: With the text side facing down, fold up all four corners of the Cootie Catcher.



Step 4: Does it look like this? If not, go back to step one and start over. We're beginning to doubt your future career prospects in the origami field.



Step 5: Flip the paper over and fold up all four corners again.



Step 6: Does your Cootie Catcher look like this? No? Shame on you, my six-year-old niece could do better. Go back to Step 1 and start over.



Step 7: Fold in half as shown. Remind yourself that this process is, indeed, top secret.



Step 8: Place your fingers under the four paper flaps and work the device back and forth to form creases. Commence amusing your friends.