

15

1

No idea. But go ahead and throw it out anyway.

Maybe by a half pound or so.

2

Wrong?

3

Yep. It's a total piece of crap.

Sadly, it's totally accurate.

8

Maybe you could try bribing it.

Apparently, numbers don't lie.

7

your

9

Hmm, how do your pants fit?

Yes. It's a conspiracy theory for sure.

5


scale

4

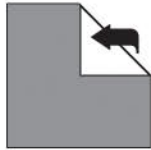
Top Secret Cootie Catcher Assembly Instructions



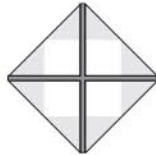
Step 1: Print this PDF onto any ordinary sheet of 8 1/2 x 11 inch paper.



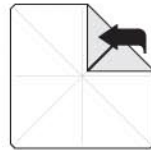
Step 2: Trim the paper on dotted line as indicated (failure to do so may interfere with this device's fortune-telling abilities).



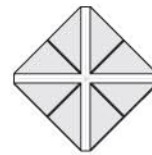
Step 3: With the text side facing down, fold up all four corners of the Cootie Catcher.



Step 4: Does it look like this? If not, go back to step one and start over. We're beginning to doubt your future career prospects in the origami field.



Step 5: Flip the paper over and fold up all four corners again.



Step 6: Does your Cootie Catcher look like this? No? Shame on you, my six-year-old niece could do better. Go back to Step 1 and start over.



Step 7: Fold in half as shown. Remind yourself that this process is, indeed, top secret.



Step 8: Place your fingers under the four paper flaps and work the device back and forth to form creases. Commence amusing your friends.