

IS

1

Yep.  
Try not  
to be  
so gullible  
next time.

2

This  
might  
be on  
the up-  
and-up.

PRANKS?

8

It has  
prank  
written  
all over  
it.

3

What  
do you  
think?

Hard  
to say.  
Proceed  
with  
caution.

Nope.  
Just  
weirdness  
crossed  
with stupidity.

7

4

TH

Probably  
not.

It  
must  
be. We  
can't stop  
laughing

A


6

5

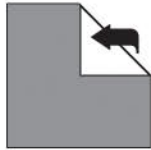
Top Secret Cootie Catcher Assembly Instructions



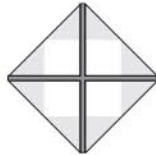
**Step 1:** Print this PDF onto any ordinary sheet of 8 1/2 x 11 inch paper.



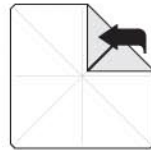
**Step 2:** Trim the paper on dotted line as indicated (failure to do so may interfere with this device's fortune-telling abilities).



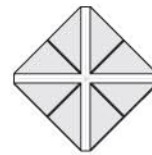
**Step 3:** With the text side facing down, fold up all four corners of the Cootie Catcher.



**Step 4:** Does it look like this? If not, go back to step one and start over. We're beginning to doubt your future career prospects in the origami field.



**Step 5:** Flip the paper over and fold up all four corners again.



**Step 6:** Does your Cootie Catcher look like this? No? Shame on you, my six-year-old niece could do better. Go back to Step 1 and start over.



**Step 7:** Fold in half as shown. Remind yourself that this process is, indeed, top secret.



**Step 8:** Place your fingers under the four paper flaps and work the device back and forth to form creases. Commence amusing your friends.