

DOES

1

Nope. You're just stuck in the pit of self-pity right now.

2

Only that one woman at work. But she hates everyone.

YOU?

8

No, but there's someone madly in love with you.

We can't speak for everyone, but we think you're swell.

3

No way. But lay off the self-help books, OK?

Only that one time. When you did that really annoying thing.

7

EVERYONE

Not unless there's something awful you didn't tell us.

Anyone ever tell you that you're paranoid?


4

HATE

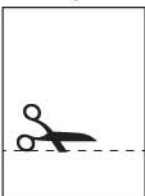
5

6

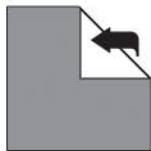
Top Secret Cootie Catcher Assembly Instructions



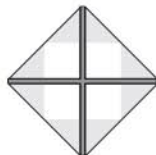
Step 1: Print this PDF onto any ordinary sheet of 8 1/2 x 11 inch paper.



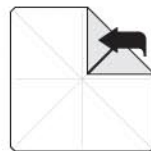
Step 2: Trim the paper on dotted line as indicated (failure to do so may interfere with this device's fortune-telling abilities).



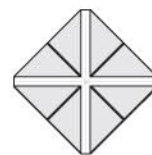
Step 3: With the text side facing down, fold up all four corners of the Cootie Catcher.



Step 4: Does it look like this? If not, go back to step one and start over. We're beginning to doubt your future career prospects in the origami field.



Step 5: Flip the paper over and fold up all four corners again.



Step 6: Does your Cootie Catcher look like this? No? Shame on you, my six-year-old niece could do better. Go back to Step 1 and start over.



Step 7: Fold in half as shown. Remind yourself that this process is, indeed, top secret.



Step 8: Place your fingers under the four paper flaps and work the device back and forth to form creases. Commence amusing your friends.