

Your

1

No one knows who you really are. Don Draper.

You're pretty darn ambitious. Peggy Olson.

Character

2

3

You secretly dream of writing novels. Ken Cosgrove.

Well, you have gained a few pounds. Betty Francis.

8

You're not above sleeping your way to the top. Megan Draper.

We love it when you do that British accent. Lane Pryce.

7

4

You're sexy and know all the best gossip. Joan Harris.

Some-times you're a bit full of yourself. Pete Campbell.

Mad

6

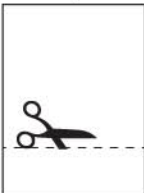
5

Men

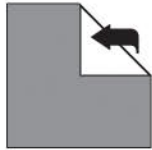
Top Secret Cootie Catcher Assembly Instructions



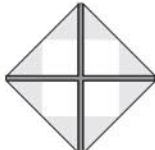
Step 1: Print this PDF onto any ordinary sheet of 8 1/2 x 11 inch paper.



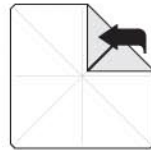
Step 2: Trim the paper on dotted line as indicated (failure to do so may interfere with this device's fortune-telling abilities).



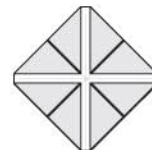
Step 3: With the text side facing down, fold up all four corners of the Cootie Catcher.



Step 4: Does it look like this? If not, go back to step one and start over. We're beginning to doubt your future career prospects in the origami field.



Step 5: Flip the paper over and fold up all four corners again.



Step 6: Does your Cootie Catcher look like this? No? Shame on you, my six-year-old niece could do better. Go back to Step 1 and start over.



Step 7: Fold in half as shown. Remind yourself that this process is, indeed, top secret.



Step 8: Place your fingers under the four paper flaps and work the device back and forth to form creases. Commence amusing your friends.